



# 2020 State of the District

*Dr. Margaret DiNinno, Superintendent*



Academics. Arts. Athletics. Opportunities.

# SERIOUS SUCCESS

RIVERVIEW SCHOOL DISTRICT



# Celebrating Riverview's Committment to **SERIOUS SUCCESS!**

Preserving the  
**PAST**

Providing for the  
**PRESENT**

Preparing for the  
**FUTURE**



**CARING EDUCATORS**



**EXPANSIVE LEARNING  
OPPORTUNITIES**



**PERSONALIZED SUPPORT**



**SMALL NEIGHBORHOOD SCHOOLS**

Academics. Arts. Athletics. Opportunities.  
**SERIOUS  
SUCCESS**  
RIVERVIEW SCHOOL DISTRICT



**AN ENGAGED AND CARING COMMUNITY**

# RIVERVIEW SCHOOL BOARD

## President

Mrs. Lisa Ashbaugh

## Vice President

Mrs. Jeanine Hurt-Robinson

## Board Members

Dr. Arlene Loeffler

Dr. Maureen McClure

Mrs. Tara Jean Schaaf

Mrs. Jennifer Chaparro

Ms. Jane Miller

Dr. Melanie Pallone

Mr. Brian Hawk

## Education Committee Chair

Mrs. Jeanine Hurt-Robinson

## Finance Committee Chair

Dr. Maureen McClure

## Student Life Committee Chair

Mrs. Tara Jean Schaaf

## Safety Committee Chair

Dr. Melanie Pallone

## Marketing Committee Chair

Mrs. Jennifer Chaparro

## Forbes Road Delegate

Dr. Arlene Loeffler

## Legislative Delegate

Ms. Jane Miller

## Eastern Area Delegate

Ms. Jane Miller



We continue to take pride in immersing our children in a **customized learning environment**, while remaining cognizant of our **financial realities** and the **tax capacity of our community**.

# Strategic Plan - 2019-2022

## Beliefs

We believe in establishing systems to ensure a safe, respectful, learning environment.

We are committed to data informed decision making, competitive academic excellence, and continuous improvement; we hold high standards and believe that effort and integrity are essential.

We are a community committed to providing diverse opportunities in academics, activities, arts and athletics to meet the unique talents and needs of our students.

We are an educational community that believes in the value of fostering leaders and lifelong learners.

We recognize the individual talents and needs of each student and support each child to reach his or her potential.

## Mission

Serious Commitment to Student Success **SERIOUS SUCCESS!**

## Vision

Recognizing the importance of providing our students with lifelong learning skills, the Riverview School District's vision is to prepare each student for a successful collegiate education and/or employment within the global workforce.

We pledge to do this through a commitment to data informed decision making, competitive academic programming, personalized attention, and by providing our students with a variety of learning opportunities that assist each of them with discovering their talents and potential.

By committing ourselves to this vision, we strive to be one of the most academically competitive school districts in the region, ranking as one of the top High Schools in Allegheny County.

## A Special THANK YOU to all who were involved with developing our 2019--2022 Strategic Plan!

Nathan Howell  
Shane Michael  
Tina Abraham  
J.R. Ambrose  
Bill Albright  
Pam Billet  
Greg Billet  
Jennifer Boyer  
Karen Crowell  
Hunter Daley  
Erica Dudash  
Nicole Duncan  
Abby Fahey  
Jill Fleming  
Amanda Gornic  
Chief Ford  
John Hackworth  
Peter Mathis  
Beth Mellor  
David Ricupero  
Stefanie Woolford  
Lynn Madden  
Kristy Lape  
Colleen Walsh  
Beth Funtal  
Shawn Ogradowski  
Hal Biehl  
Suzie Gardner  
Carrie DelRosso  
Melissa Arnett  
Marlee DeLuca  
Mary Lou Graham  
Donna Hanlon  
Lee Hedderman  
Adrienne Hoolahan  
Dara Ketterer  
Korie Klein  
Rachel Lendyak  
Michael Loughren

Laura Lowe  
Christine McBride  
Jessica Meising  
Tami Minnier  
Rachelle Poth  
Mary Kay Pronio  
Marty Pronio  
Drew Richards  
Kimberly Roller  
Heather Roupas  
Tara Jean Schaaf  
Michael Schuelke  
Erin Schuetz  
Amanda Smith  
Erica Snyder  
Tara Stempfer  
Angharad Stock  
Judene Sykes  
Karen Truchok  
Dimitri Tsambis  
Pete Wilton  
Neil English  
Tammy Good  
Eric Hewitt  
Mary Ann Plance  
David Zolkowski  
Robert Rizzo  
Christina Monroe  
Lisa Ashbaugh  
Freda Aughenbaugh  
Alex DiClaudio  
David DiPietro  
Jeanine Hurt-Robinson  
Arlene Loeffler  
Maureen McClure  
Jon Nehlsen  
Ernest Tillman  
Margaret DiNinno

## Emergent Themes

Academically Competitive    Safe/Respectful Learning Environment    Customized Learning    Expanded Opportunities    Community and Regional Outreach



Recognizing the importance of providing our students with life long learning skills, the Riverview School District's vision is to prepare each student for a successful collegiate education and/or employment within the global workforce. Data informed decisions, competitive academic programming, personalized attention, and expanded learning opportunities assist Riverview students with discovering their talents and potential.



Breakfast Program Grants



Community Support including Recognition

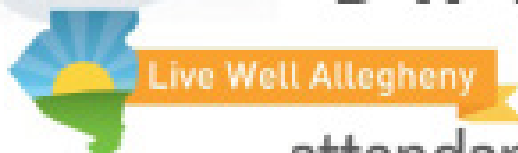
**ANNUAL IMPACT DAY**



Model UN National and International Programs and Awards

**#1** SINGLE A RANKED  
Pittsburgh Business Times  
High Regional Academic Standings

**SWPBIS**  
School Wide Positive Behavior AWARDS




TEACHER AUTHOR  
*It's Teacher!*



attendance MATTERS  
ATTENDANCE ACCOMPLISHMENTS




WIDE OFFERING of the **ARTS**




Wide offering of Athletic Programs



**UPGRADES**  
curriculum and facility space



Allegheny County **OPPORTUNITY SCHOOLS**



**STEM**  
REGIONAL PARTNERSHIPS

**KEYSTONE SCORES** highly competitive in Allegheny County

Annual Student **GIVE BACK** day



**SCHOLAR ATHLETES**

**KEY CLUB AWARDS**



**PMEA**  
State and National Awards



**12 AP** COURSES

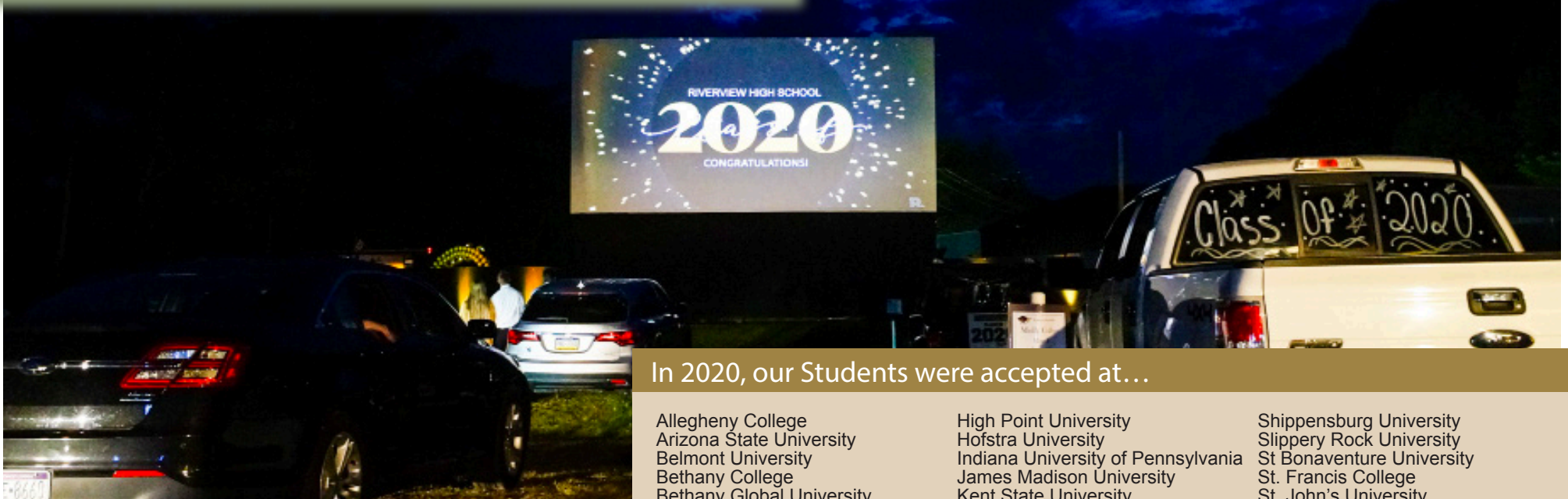
School Safety and Facility Upgrades

**MIDDLE SCHOOL**  
Transition Program

**ACT**  
**SAT**  
**ABOVE NATIONAL AND STATE AVERAGES**

Academics, Arts, Athletics, Opportunities.  
**SERIOUS SUCCESS**  
RIVERVIEW SCHOOL DISTRICT

# CLASS OF 2020 GRADUATE DATA



## In 2020, our Students were accepted at...

Allegheny College	High Point University	Shippensburg University
Arizona State University	Hofstra University	Slippery Rock University
Belmont University	Indiana University of Pennsylvania	St Bonaventure University
Bethany College	James Madison University	St. Francis College
Bethany Global University	Kent State University	St. John's University
Boston University	La Roche University	Syracuse University
Bryant University	Lock Haven University	Temple University
Bucknell University	Louisiana State University	The Ohio State University
California University of Pa.	Loyola University Chicago	The University of Akron
Carlow University	Marquette University	The University of Alabama
Case Western Reserve Univ.	Marymount University	The University of Tampa
Chatham University	Mercyhurst Northeast	Thiel College
Clarion University	Mercyhurst University	University of Cincinnati
Clemson University	Messiah College	University of Colorado Boulder
Cleveland State University	Michigan State University	University of Dayton
College of Charleston	Misericordia University	University of Florida
Columbia College Chicago	Nazareth College	University of Maine
Community College of Allegheny County	New York University	University of Michigan
Concordia University-Irvine	North Carolina State University	University of Nebraska
Denison University	Nova Southeastern University	University of Notre Dame
DePaul University	Ohio University	University of Pittsburgh
Dickinson College	Oregon State University	University of Rochester
Douglas Education Center	Pace University	University of San Francisco
Drexel University	Pennsylvania State University	University of Virginia
Duquesne University	Point Park University	University of Wisconsin-Madison
Edinboro University	Purdue University	Virginia Tech
Emerson College	Rensselaer Polytechnic Institute	Washington & Jefferson College
Florida Institute of Technology	Robert Morris University	Waynesburg University
Florida Southern College	Rochester Institute of Technology	West Virginia University
Gallaudet University	Saint Francis University	Westminster College
Gannon University	Saint Vincent College	Wilkes University
George Mason University	Savannah College of Art and Design	William and Mary
Georgia State University	School of Visual Arts	Xavier University
Grove City College	Seattle University	York College of Pennsylvania
		Youngstown State University

## Post-Secondary Education Summary

- 83% continuing education beyond high school.
- 59% attending 4-year college/university.
- 23% attending 2-year community college, technical or trade school.

<b>2-year College</b>	<b>14.8%</b>
<b>2-year College (Unspecified)</b>	<b>8%</b>
<b>4-year College</b>	<b>59.1%</b>
<b>Apprenticeship Program</b>	<b>1.1%</b>
<b>Employed</b>	<b>4.5%</b>
<b>Military</b>	<b>1.1%</b>
<b>Other Schools</b>	<b>1.1%</b>
<b>Undecided</b>	<b>1.1%</b>
<b>Unknown</b>	<b>4.5%</b>
<b>Year Off</b>	<b>4.5%</b>
<hr/>	
<b>Total Graduates</b>	<b>88</b>
	<b>100%</b>

# Who Are Our Students?

## 2020-2021

**Total Students Registered in District as of July 1, 2019 = (+/-)980**

Registered JHSH-430  
Registered Tenth Street-346  
Registered Verner-181  
Outside Placement Special Education-23

Gifted-70 (Elementary-30 High School-40)

Special Education-159  
(JHSH-68 Tenth Street-44 Verner-47)

504 Plan - District - 23

ESL - District - 4

(JHSH-2 Tenth Street-2 Verner-0)

**General Demographics** (Latest PIMS Data)

Caucasian - 86.07%

American Indian/Alaskan Native - 0%

African American - 8.17%

Hispanic - 1.47%

Multi-Racial - 3.56%

Asian - .73%

**Free/Reduced Lunch**  
(October 2018 Statistics) increasing

JHSH - 31.06%

Tenth Street - 13.14%

Verner - 90.16%


**Class Size Guideline** (2016)

Research-Based/Community Valued  
Elementary Class Size  
Priority Reference Guide

- K-3 research (our priorities)
  - Grade 1
  - Grade 3
  - Grade 2
- Kindergarten (full-day)
- Grade 4
- Grade 5
- Grade 6

**Continuous focus on individual student needs:**

- Subject matter, type of instruction, ability of students, age, use of aides, special facilities and equipment, other adult support.



**Outside Attendance Figures**

Cyber or Charter Schools = (+/-)34 Private or Parochial Schools = (+/-)52

**Outside Enrollment Considerations**

Positive Feedback related to employees bringing their children and paying tuition.

We receive non-resident calls/requests quite often seeking tuition enrollment.

Legal consultation provided for potentially expanding Verona area district residency.

# Special Education/Gifted Overview

## 2020-2021

### SPECIAL EDUCATION/GIFTED STUDENT DISTRIBUTION

Specific Learning Disability	Autism	Intellectual Disability	Emotional Disturbance	Other Health Impairments	Visual Impairment including Blindness	Hearing Impairment including Deafness	Speech or Language Impairment	Tramatic Brain Injury	Gifted	504 Plan
48	20	7	26	43	3	3	36	0	65	28

In House Placements **160** Outside Placements **20** Students with a Gifted IEP **54** Students with a 504 Plan **19**

## 2019-2020

### SPECIAL EDUCATION/GIFTED STUDENT DISTRIBUTION

Specific Learning Disability	Autism	Intellectual Disability	Emotional Disturbance	Other Health Impairments	Visual Impairment including Blindness	Hearing Impairment including Deafness	Speech or Language Impairment	Tramatic Brain Injury	Gifted	504 Plan
54	16	5	22	37	3	5	39	1	70	23

In House Placements **159** Outside Placements **23** Students with a Gifted IEP **70** Students with a 504 Plan **23**



2019-2020 Data is as of July 1, 2019 and does not include Class of 2019

Evaluations pending including incoming Kindergarten students



# Academics and Programming Overview

2019-2020	
<b>Graduation Requirements:</b> 26.5 credits Gifted/Enrichment Special Education ESL RCEPs Forbes Vo Tech Students - 25 Charter School Students - 24	
<b>New Courses:</b> Humanities	
<b>AP Courses</b> Total of 12 <ul style="list-style-type: none"> <li>• 2 English</li> <li>• 3 Social Studies</li> <li>• 3 Science</li> <li>• 1 Computer Science</li> <li>• 2 Math</li> <li>• 1 Art</li> </ul>	<b>Global Scholars Certificate</b>  <b>New Career Center at JSHS</b> <b>Guidance Office</b>
<b>Data Collection Tools:</b> DIBELS, iReady Math, OnHands Schools. K-12 Vertical Curriculum Articulation (Rubicon Atlas), Student Risk Screening Scale (SRSS)	
<b>Elementary Programming</b> <ul style="list-style-type: none"> <li>• Reading Street, Reading</li> <li>• IReady Math Diagnostic, Math</li> <li>• ASSET Science, Science</li> <li>• STEAM Integration</li> <li>• Common Core Curricular Materials</li> <li>• WIN (What I Need) Time</li> </ul>	
Athletic Teams – 17 HS, 8 JHS Independent Athlete Opportunities	
Clubs – Secondary-19    Elementary-6	
PTO – (3) all buildings	


2020-2021
<b>Graduation Requirements:</b> 26.5 credits Gifted/Enrichment Special Education ESL RCEPs Forbes Vo Tech Students - 23 Charter School Students - 34
<b>New Courses:</b> Robotics II, Art History, Political Debate and Communication, Drama
<b>AP Courses</b> Total of 13 <ul style="list-style-type: none"> <li>• 2 English</li> <li>• 3 Social Studies</li> <li>• 3 Science</li> <li>• 2 Computer Science</li> <li>• 2 Math</li> <li>• 1 Art</li> </ul>
<b>Data Collection Tools:</b> DIBELS, iReady Math, OnHands Schools. K-12 Vertical Curriculum Articulation (Rubicon Atlas), Student Risk Screening Scale (SRSS)
<b>Elementary Programming</b> <ul style="list-style-type: none"> <li>• Reading Street, Reading</li> <li>• IReady Math Diagnostic, Math</li> <li>• ASSET Science, Science</li> <li>• STEAM Integration</li> <li>• Common Core Curricular Materials</li> <li>• WIN (What I Need) Time</li> </ul>
Athletic Teams – 17 HS, 8 JHS Independent Athlete Opportunities
Clubs – Secondary-19    Elementary-6
PTO – (3) all buildings

## SUPPORTING OUR STUDENTS

Professional Development/Support
<ul style="list-style-type: none"> <li>• Begin year focusing on remote/online learning</li> <li>• PLCs (Professional Learning Communities)</li> <li>• Curriculum Writing/Alignment Using Rubicon Atlas</li> <li>• Writing Framework</li> <li>• Special Education Regulations &amp; Trends</li> <li>• Blended Learning</li> <li>• Naviance for College &amp; Career Readiness</li> <li>• SWPBIS (School-wide Positive Behavioral Interventions and Supports)</li> <li>• STEAM</li> <li>• Microsoft Teams and OneNote</li> <li>• Suicide Prevention</li> </ul>
<b>Beyond the Classroom Walls</b> <ul style="list-style-type: none"> <li>* Give Back Day</li> <li>* Step Up Day</li> <li>* Summer Learning Activities</li> <li>* IMPACT Day</li> <li>* KinderCamp</li> </ul>

## 2020-2021

FOOD SERVICE ENHANCEMENTS
<ul style="list-style-type: none"> <li>* Community Eligibility Provision</li> <li>* Breakfast in the Classroom</li> <li>* Second Chance</li> <li>* Free breakfast and lunch distribution during pandemic</li> <li>* Grab N' Go</li> </ul>



# Caring Educators

2020-2021	2019-2020
Superintendent Business Manager 4 Administrators 1 Director of Technology 4 CO support staff 88 Teachers 7 FT Paraprofessionals PT Paraprofessionals based on IEPs 4 Secretaries 1 Technology Assistant 10 Custodians 1 Director of Buildings & Grounds  <b>Total: +/-144</b> (7-1-20)	Superintendent Business Manager 4 Administrators 1 Director of Technology 1 Director of Building and Grounds 4 CO support staff 88 Teachers 5 FT Paraprofessionals PT Paraprofessionals based on IEPs 4 Secretaries 1 Technology Assistant 10 Custodians  <b>Total: +/-148</b> (7-1-19)




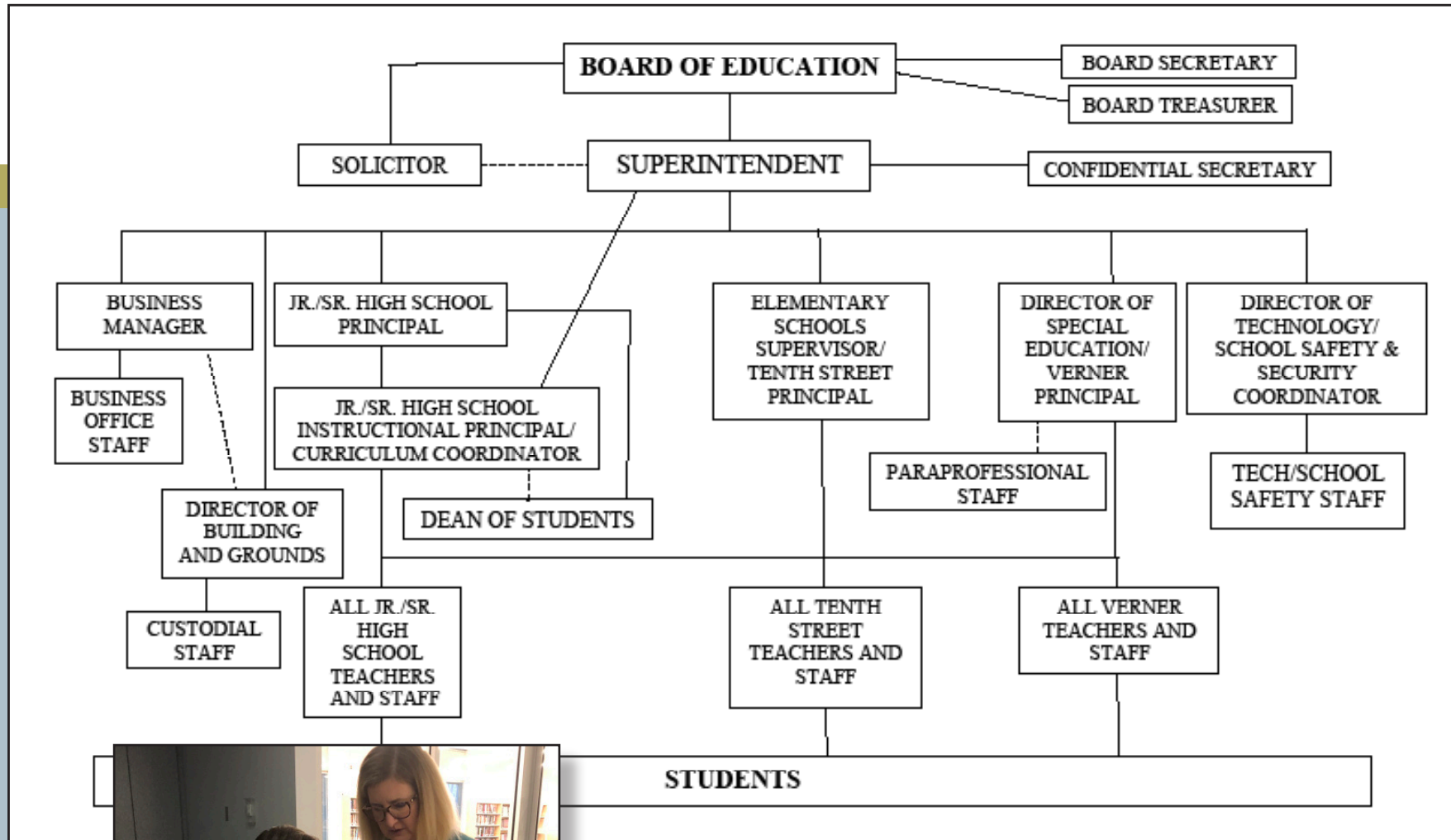
**Employee Contracts:**  
 Teacher (REA) Contract  
 (2018-2023)

**Service Employees (RESPA)**  
 (2019-2025)

**Act 93 Agreement**  
 (2019-2024)

During the 2019-2020 school year, the School Board ratified a 6 year contract with the service employees (RESPA).

# Administrative Support



Following the retirement of one administrator, in 2019, the school board approved the use of attrition to realign the district's administrative team. Administrators will assume additional roles based on their credentials, experience, and areas of expertise.

# Education Committee

Academically Competitive/Customized Learning/Opportunities

SUPPORTING OUR STUDENTS

## 2019-2020 Highlights

- Implemented Professional Learning Communities which focused on Continuous Learning and a Standards-Aligned instruction and learning approach for all teachers.
- Implemented and Utilized a Math Assessment and Teaching Tool to tailor adjust to all students individually.
- Completed math pilots and began a 5 year math implementation.
- Utilized a \$35,000 PA Smart Grant to fund and train teachers in STEAM programming.
- Created a K-12 College, Education and Work Standard Sequence and Sequence to focus on college and career readiness for all students.
- Supported a successful addition of the Dean of Students, freeing up Administration to focus on curriculum coordination and PLC implementation
- Procured a \$100,000 USDA Farm to School Grant, focusing on self-sustaining efforts to plant, grow and harvest organic produce to support the school nutrition plan.



## 2020-2021 Goals/Focus

- Successfully transition to new district leadership.
- Complete the Riverview Flexible Instruction Day (FID) Plan to be prepared for flexible planning and preparation for the upcoming school year and pandemic-related shifts.
- Complete the Riverview Phased Reopening Health and Safety Plan for the district using the latest data, research and guidance from the CDC, health officials and the state. Post the plan for families as soon as we can to allow them to prepare for the upcoming year.
- Oversee the completion, revision and implementation of the Riverview Resocialization of Sports Plan as an addendum to the Phased Reopening Health and Safety Plan.
- Ensure that students and families are equipped with technology that will prepare them for long-term district goals for distance learning and flexible instruction plans into the 2020-2021 school year.
- Monitor, supervise and support the K-8 math implementation, including tailoring and adjusting for pandemic-related issues and concerns.
- Align district safety personnel/CDC/Allegheny Department of Health officials to ensure that the district takes a strong stance on student and family safety in regards to this year's Phased Reopening Plan.
- Successfully transition K-8 students to new schools, grade levels and teachers through the confines of the district's Phased Reopening Plan.
- Continue to develop online components for all Jr.-Sr. High School courses.
- Continue to partner with regional STEAM consortiums to enhance STEAM and innovation opportunities for all K-12 students.

# Beyond the Walls of the Classroom

## Athletics



Riverview Educational Foundation

## PTOs IN ALL BUILDINGS



## Clubs

# Student Life Committee


Opportunities/Customized Learning

**SUPPORTING OUR STUDENTS**

2019-2020 Accomplishments	2020-2021 Goals/Focus
<ul style="list-style-type: none"><li>• Student recognition at Board meetings</li><li>• Successful Jr. High School Town Hall meetings at community venues</li><li>• Second annual History Showcase</li><li>• Fifth annual STEAM Showcase</li><li>• Multiple student awards: PJAS, Regional National History Day, Model UN, Athletics, PMEA</li><li>• “The Hulton” art sculpture completed</li><li>• New courses created through student advocacy</li><li>• Boys varsity golf section champions</li><li>• Boys varsity cross country section champions and PIAA runners-up, with multiple individual honors</li><li>• Girls varsity cross country multiple individual awards</li><li>• Boys soccer qualified for WPIAL playoffs</li><li>• Girls soccer multiple individual honors</li><li>• Football multiple individual honors</li><li>• Boys basketball multiple individual honors</li><li>• Girls basketball advanced to second round of WPIAL playoffs and qualified for PIAA playoffs. Also multiple individual honors</li><li>• Continued to increase school spirit through pep rallies, themed student sections, etc.</li><li>• Promoted student accomplishments through district websites and social media accounts</li></ul>	<ul style="list-style-type: none"><li>• Monitor athletic resocialization plan</li><li>• Continue high achieving and award winning student activities like Key Club, SADD, Model UN, PJAS, Musical, RVTV, History Club</li><li>• Continue student presence and recognition at board meetings and athletic events</li><li>• Implement Grant/cost efficient facility request platform</li><li>• Find digital option for building district calendar</li><li>• Increase student involvement in newer clubs</li><li>• Student Advisory Board to encourage student input</li><li>• Increase student/teacher/community involvement in Homecoming weekend</li><li>• Continue to promote the athletic program within the school and community, increase student/staff participation at sporting events</li><li>• Encourage teams and coaches to seek out volunteering opportunities within the communities</li><li>• Work closely with elementary principals to continue to schedule Senior High Student athletes for reading days, skill/exercise sessions in PE classes</li><li>• Work closely with elementary principals to schedule elementary pep rallies</li><li>• Continue to foster communication with athlete’s families through alerts on the athletic webpage</li><li>• Continue to increase athletics social media presence</li><li>• Work with RVTV to film athletic events to have high-lights on the school announcements</li></ul>

### 2019-2020 Highlights

- Office 365 Professional Learning Community
- Continued implementation of grades 9-12 1:1 computers
- Increased school email use for students
- Expanded use of virtual reality in STEAM lab
- Expanded use and access to 3-D printers
- Continued replacement of Smart Boards
- Continued access to Online Courses
- 5th Annual STEAM Showcase
- New 7-8 grade Computer Science classes



### 2020-2021 Goals/Focus

- Monitor technology needs to support remote and online learning
- Implement Microsoft Teams platform district-wide
- Ensure all students and staff have access to devices
- Provide a single sign-on for all education websites
- Provide hybrid learning tools to allow for face-to-face and online teaching in one cohesive experience.
- Updated Cyber Handbook and Program of Studies online component for all 7-12 courses



# Keeping Our Most Precious Commodity Safe

2019-2020 Safety Action Steps	2020-2021 Goals/Focus
<ul style="list-style-type: none"> <li>• State Police Risk Assessment</li> <li>• Visitor Entry Badge System (Safety Grant)</li> <li>• Staff training on Safety/Security procedures</li> <li>• Intercom System - JSBS</li> <li>• Alert buttons in offices</li> <li>• Better Monitoring of arrival and dismissal points</li> <li>• Exit Door Alarms - JSBS</li> <li>• Continued focus on SWPBIS</li> <li>• Continued use of Bully Reporting System</li> <li>• Continued training and partnerships with local law enforcement and community</li> <li>• Created A Threat Assessment Team</li> <li>• Provided parent program for addressing social media</li> <li>• Active shooter training for staff</li> <li>• Safe2Say training/implementation</li> </ul>	<ul style="list-style-type: none"> <li>• District-wide Safety Assessment</li> <li>• Continue staff training on Safety/Security and hygiene procedures to prevent illness</li> <li>• Custodial staff will be trained and follow CDC guidelines for sanitizing and disinfecting school buildings</li> <li>• Replace classroom phones to allow for all call in case of emergency</li> <li>• Review, adjust and monitor cyber security procedures and settings</li> <li>• Continue training and partnerships with local law enforcement and community</li> <li>• Act 44 of 2018: School Safety and Security</li> <li>• Safe2Say</li> </ul>





# Facility Needs and Capital Projects

## Ongoing Reflection Questions:

How are we lengthening the useful life of our current facilities?

What urgent maintenance needs do we have?

Do any relate to safety?

**Are we addressing areas where energy performance can be upgraded to reduce ongoing costs?**

**What future needs do we anticipate in order to meet educational and strategic planning needs?**

- How can we use preventative maintenance to protect our investment and gain efficiency?



# Assessment of Grounds and Facilities

## Buildings: (Age)/Rated Capacity

Tenth Street – (1925)/500

Verner – (1937)/300

JSHS – (1976)/600

Total Capacity = 1,400

Total Students (July 1, 2019) = 980

10th Street (346) Verner (181) High School (430) Sp. Ed (23)

## Renovation History:

Tenth St - 1960, 1990, 2002, 2018, 2019

Verner - 1975, 1990, 2002, 2013 (safety project), 2018, 2019, 2020 (Makerspace)

JHSH - 1990, 1998, 2013 (locker room), 2015-2016

(Library Renovation), 2018, 2019

District - 2015-2016 (facility maintenance, safety updates), 2017-2018 (ESCO), 2018-2019 (maintenance, safety repairs, updates)

## Future Considerations:

Potential Special Education Classroom

PDE enrollment/Census Data monitoring

District Cyber/Charter School

Educational Foundation Growth

Possible Feasibility Study

## Current Renovations:

District – Currently, the district is reviewing and developing a new 5-year capital projects plan. Upon completion, renovations will begin in the summer of 2020-2021.



## Other Facility Contracts Include:

Riverside Park - \$9,000 plus supplies/other misc. expenses  
Cribbs Field - Permit (Verona)      Oakmont Country Club (no cost)  
William McKinley - \$400 per year (Penn Hills)

# Debt and 2018-2021 Construction Project

Current Debt \$18,365,000 gross

## 2019-2020

- Safety & Security – Loop Road at HS, Additional Exits, Address Dead-End Corridors.
- Technology – Elementary School - New PA System, New Clock System, New Fire Alarm System
- Infrastructure – ADA Compliance Elevator, New Playground Surfaces, Concrete Replacement, Roof Patching, Hot Water Pump, Replace Kitchen Equipment
- Instructional - Not Applicable
- New High School Roof and HVAC Equipment updates

## 2020-2021

- The district is currently working on a new 5-year capital renovation/repair plan. Construction for this project will not begin prior to the summer after the 2020-2021 school year.




# Communication

KEEPING EVERYONE INFORMED

## Resources available to Parents, Students and Community

- Utilize AIU Communication Specialist to provide ongoing communications and public relations
- Annual State of the District Report
- “What’s New at Riverview” email system
- District Webpage
- Quarterly eNewsletters
- Riverview Reporter
- Superintendent’s Workshops
- District Facebook page
- Budget at a Glance document
- Principal Newsletters
- Press Releases
- Grapevine/Community Submissions
- IMPACT Day and Give Back Day
- Board Meeting Minutes and Agendas
- Emergency Communication Calling System
- Community Newsletter submissions
- Superintendent’s Bulletins
- Community Surveys
- Strategic Plan Review Committee
- Informational Videos and Live Streamed Events
- School Messenger
- RVTV
- Monthly Public School Board Meetings



# Accolades Recognitions

**US News World Report Best High Schools 2020**

**Pittsburgh Business Times Overachiever Rank #12**

**Pittsburgh Business Times Rankings:**

**#1** Single A District **#2** Single/Double AA District **#26** Overall in Region

**Tenth Street and Verner SWPBIS Recognition Awards**

**Verner Attendance Recognition**

**Published Teacher Author, Rachelle Poth**

**Educator in the Workforce Partnership**

**Tobacco Free Allegheny Partnership to Combat Teen Vaping**

**Columbia Writers Workshop Teacher Training & Partnership**

**LUMA Institute Expanding Education Innovation 2.0 Grant**

**University of Pittsburgh Partnerships in Research**

**ABC Create Computer Science Discoveries Grant**

**Cyber Program Full Implementation**

**First Annual History Day Showcase**

**Live Well Allegheny Designation**

**Various Distinguished Athlete Awards**

**IMPACT Award Winners**

Marion Carson, Joyce DeLuca, Brian Duncan, Ray Kraus

**Regional STEM Partnerships**

**Educational Foundation Teacher Award Grants**

RVTV Upgrades, Model UN Support, 8th Grade STEAM What's Next Equipment, Robotics Equipment

**Common Sense Media School Designation - All RSD Schools**

**Increases in AP Test Scores and Number of Students Taking Tests**

**Various Student Awards Including**

Model U.N., National History Day, Mock Trial, Cyberpatriot, History Bowl, President's Bowl, Math Counts, SADD National Conference, National PMEA Chorus, PJAS, and Key Club

**Various Grants Including**

PA Smart, USDA Farm to School, Shell STEAM, Educator in the Workforce, Carnegie Science Center, BE THERE, McDonald's McGrant, Governor's Institute, High5, Wellness



**SERIOUS SUCCESS**

<https://youtu.be/9z9aq-zJlec>

# 2020 PSSA Data (Note: Suspended due to pandemic)

## PSSA ELA (# Proficient/Advanced)

Tenth St.	2017	2018	2019	ADV	PROF	BASIC	B-BASIC
Grade 3	36/40	43/46	39/42	17	22	2	1
Grade 4	41/49	34/41	43/49	24	19	4	2
Grade 5	29/40	38/48	34/42	10	24	7	1
Grade 6	37/40	30/38	39/48	23	16	9	0

Verner	2017	2018	2019	ADV	PROF	BASIC	B-BASIC
Grade 3	27/30	27/34	17/19	5	12	2	0
Grade 4	19/32	28/28	19/33	3	16	10	4
Grade 5	15/25	13/37	19/25	2	17	6	0
Grade 6	13/18	19/24	25/42	8	17	17	0

Combined	2017	2018	2019	ADV	PROF	BASIC	B-BASIC
Grade 3	63/70	70/80	56/61	22	34	4	1
Grade 4	60/81	62/69	62/82	27	35	14	6
Grade 5	44/65	51/85	53/67	12	41	13	1
Grade 6	50/58	49/62	64/90	31	33	26	0

Jr-Sr High	2017	2018	2019	ADV	PROF	BASIC	B-BASIC
Grade 7	50/66	55/65	44/57	12	32	13	0
Grade 8	47/70	49/64	49/59	13	36	10	0

## PSSA Science (# Proficient/Advanced)

Tenth St.	2017	2018	2019	ADV	PROF	BASIC	B-BASIC
Grade 4	45/49	37/41	46/49	26	20	3	0
Verner	2017	2018	2019	ADV	PROF	BASIC	B-BASIC
Grade 4	23/32	25/28	24/33	11	13	7	2
Combined	2017	2018	2019	ADV	PROF	BASIC	B-BASIC
Grade 4	68/81	62/69	70/82	37	33	10	2
Jr-Sr High	2017	2018	2019	ADV	PROF	BASIC	B-BASIC
Grade 8	40/70	46/64	44/61	21	23	12	5

## PSSA Math (# Proficient/Advanced)

Tenth St.	2017	2018	2019	ADV	PROF	BASIC	B-BASIC
Grade 3	31/40	39/46	39/42	29	10	2	1
Grade 4	38/49	29/41	36/49	13	23	7	6
Grade 5	28/40	31/48	28/42	14	14	8	6
Grade 6	25/40	25/38	27/48	17	10	13	8

Verner	2017	2018	2019	ADV	PROF	BASIC	B-BASIC
Grade 3	21/30	23/34	16/19	12	4	2	1
Grade 4	14/32	25/28	18/33	5	13	8	7
Grade 5	14/25	12/37	17/26	7	10	8	1
Grade 6	10/18	15/24	20/42	8	12	15	7

Combined	2017	2018	2019	ADV	PROF	BASIC	B-BASIC
Grade 3	52/70	62/80	55/61	41	14	4	2
Grade 4	52/81	54/69	54/82	18	36	15	13
Grade 5	42/65	43/85	45/68	21	24	16	7
Grade 6	35/58	40/62	47/90	25	22	28	15

Jr-Sr High	2017	2018	2019	ADV	PROF	BASIC	B-BASIC
Grade 7	36/64	42/65	35/57	15	20	11	11
Grade 8	23/69	28/64	26/61	5	21	21	14

- Testing was suspended last year due to pandemic.
- District performs well in socio-economic cohort.
- Grade 3-8 growth scores to be examined through improvement plan.
- Eureka Math data will be monitored and analyzed.
- Support and grow reading and writing workshop pedagogies and curriculum-aligned resources.

# AP/ACT/SAT/KEYSTONE DATA

## Average AP Scores (based on previous school ar data)

Year	# Students	Exams Taken	Scores 3+
2016	44	91	34
2017	52	104	42
2018	44	85	39
2019	65	121	37

- 37 of the students who took at least 1 exam scored 3 or higher
- 7 students earned the AP Scholar Award (scored 3 or higher on 3 or more exams)
- 6 AP students earned the AP Scholar with Honor Award (avg score of at least 3.25 on all AP Exam s taken and 3 or higher on 4 or more of those exams)
- 5 AP Students earned the AP Scholar with Distinction Award (avg. score of at least 3.5 on all AP Exams taken and 3 or higher on 5 or more of those exams)



## Scores Below are for the Calendar Year

### Avg. SAT Math

Year	RSD Score	State	Nat'l
2015	498	504	487
2016	509	506	508
2017	570	531	527
2018	566	539	531
2019	561	537	528

### Avg. SAT Reading/Writing

Year	RSD Score	State	Nat'l
2015	487	499	495
2016	521	500	494
2017	589	540	533
2018	586	547	536
2019	585	545	531

SAT Reading/Writing Scores are combined beginning 2017

### Average ACT

Year	RSD Score	State	Nat'l
2015	22.4	22.9	21
2016	23	21.7	20.8
2017	24	21	21
2018	23.7	23.5	20.8
2019	27	23.6	20.1

### Algebra Keystone Data % Proficient & Advanced

Year	RSD Score	State
2015	60%	64.5%
2016	60.5%	68.2%
2017	76.2%	65.6%
2018	71.9%	65.2%
2019	79.7%	63.3%

### Biology Keystone Data % Proficient & Advanced

Year	RSD Score	State
2015	53.5%	59%
2016	64%	65.8%
2017	71.9%	63.4%
2018	76.5%	64.4%
2019	72.3%	63.2%

### Literature Keystone Data % Proficient & Advanced

Year	RSD Score	State
2015	75%	72.8%
2016	73.4%	76.8%
2017	83.1%	72.7%
2018	76.6%	72.7%
2019	89.4%	71.5%

- ACT/SAT scores well above national and state averages.
- ACT/SAT scores are highly ranked when compared to Allegheny County schools.
- Keystone scores are exceed state figures when compared to Allegheny County schools.


# Planning for Today & Tomorrow

## Riverview School District's budget is spent in direct support of it's mission

The District's Expenditures include a one-time \$600,000 fund balance use for future capital projects. Since 2012, the District has struggled with unfunded mandates such as PSERS Retirement, Special Education, Charter School Tuition and Transportation. Since 2012 Salaries/Benefits increased 22%, Special Education cots increased 22%, Charter School Tuition doubled, and transportation costs increased 21.

In an attempt to keep growing expenditures to a minimum the district renegotiated multiple service contracts, did not replace or reduced staff through attrition, and continued participation in purchasing consortiums through the AIU3. The District's Salaries and Benefits Costs use all of the local tax levy and 70% of the basic education funding subsidy received from the state.

### 2020-2021 Expenditures \$24,121,256





# Planning for Today & Tomorrow

## Riverview School District's budget is spent in direct support of it's mission

### Revenue:

Since 2012, the District's revenue growth has increased by 24.89%.

### State Revenue:

- State Revenue for RSD has been flat.
- In general, the State of PA has been struggling with funds for education.
- The State's budget has experienced a large deficit.
- 2019 reports indicate minor increases for education funding & some small savings for the state – this is promising. Riverview did not receive increased funding from the state this year, however, the District acknowledges this trend.

### Federal Revenue:

- Federal Revenue has been decreasing.

### Local Revenue:

- Local revenue accounts for the majority of our revenue growth.
- The District has instituted an interim tax collection program.
- The District started a new delinquent tax collection program. This tax collection pool is beginning to level off and cannot be counted on as a significant source of revenue into the future.
- Interim tax and new delinquent tax collections provide limited revenue.
- One time interim taxes are collected on new construction.
- The new River Complex is almost complete. The District will need to look for more alternate sources to fill in these taxation gaps.

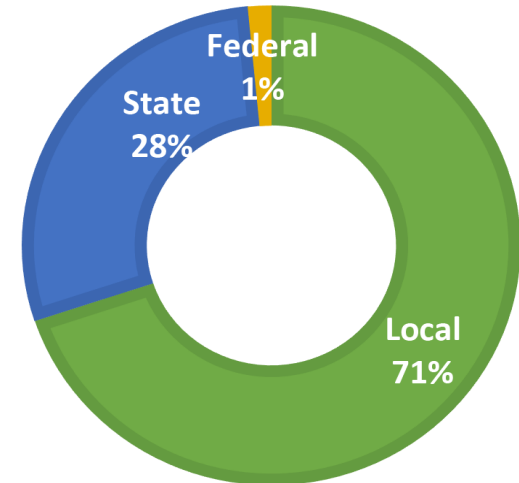
### Taxes:

- Over the past 7 years, the District has raised property tax rates 3 times.
- Real Estate Tax revenue has grown by 7%.
- Over the past 3 years, the average homeowner has experienced minimal tax increases - \$57.15 or 1.9% (on average home).

We must continue to consider our residents and our tax capacity as we make budgetary decisions to meet the needs of our students.

**\*Note: The COVID-19 pandemic has many unknown implications on revenue and expenditures. This will need to be monitored closely, as the state has approved only a 6 month budget.**

2020-2021 Revenues  
\$24,121,256



2019-2020 Revenues  
\$24,121,256

Year	Millage Rate
2012-2013	25.35
2013-2014	21.18
2014-2015	22.4462
2015-2016	22.4462
2016-2017	22.4462
2017-2018	23.0073
2018-2019	23.0073
2019-2020	23.2719

# Fund Balance

2018-2019 Audited Final	2020-2021 Budgeted
-------------------------	--------------------

**Total \$5,243,175**

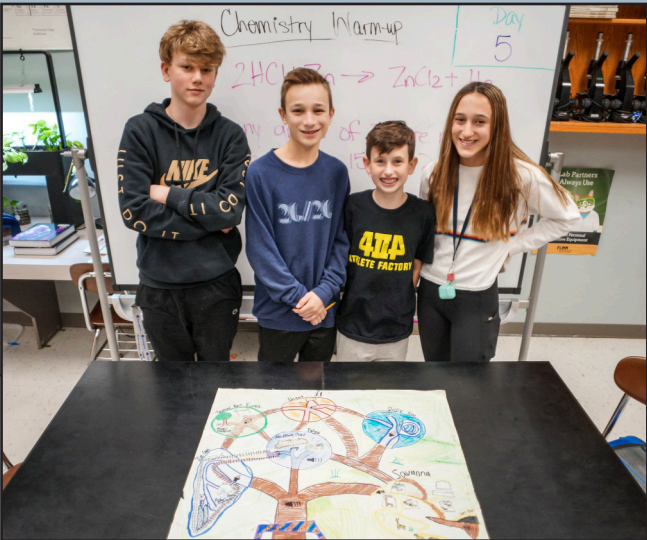
- Committed: \$2,778,892
- Assigned: \$489,283 (PSERS)
- Non-Spendable: \$195,552 (July Health Insurance)
- Unassigned: \$1,779,448 (8%) within permitted limits

**Approximately 3.8 months of expenditures**

**Total \$4,068,775**

- Committed: \$1,352,424
- Assigned: \$589,283 (PSERS)
- Non-Spendable: \$195,552 (July Health Insurance)
- Unassigned: \$1,931,516 (6.4%) within permitted limits

**Approximately 4.8 months of expenditures**



# Finance Committee

Fiscal Management (all funds)/Facilities/etc.

## 2019-2020 Highlights

- Completed Phase 2 of Building renovations/repairs and begin final Phase 3 for summer 2020.
- Begin to plan and discuss the remaining \$12 million of needed facility repairs and how to fund them.
- Reviewed the 2018-2019 Community Engagement Sessions and began to assemble the 2019-2020 Community Engagement Sessions.
- Continued with negotiations planning.
- Continued to review District-wide Sustainability.
- Continued to enhance/revamp the Breakfast Programs.
- Continued to review/implement new maintenance contracts for District Facilities.
- Continued to work with Verner PTO to gather credentials needed to apply for playground grants.

## 2020-2021 Goals/Focus

- Monitor current/future implications of COVID-19 pandemic
- Continue to work on new 5 year facility plan.
- Begin Phase 1 of the 2020-2021 district-wide building renovation/repairs.
- Work on updating Community Engagement Sessions for 2020-2021 with possible virtual sessions due to COVID-19.
- Continue to review district-wide sustainability.



# Moving into 2020-2021

- Monitor student/staff/family training needs, and all state safety needs due to COVID-19 pandemic
  - Leadership transition
- Continue assessment of math program
  - Enhanced blended learning
  - Refine implementation of PLCs (Professional Learning Communities)
- Elementary STEM programming
  - Curriculum development
  - Collaborative partnerships
  - Targeted grant writing



## Celebrating Serious Student Success!

Please Note: Data contained in this edition of the State of the District Report is based on data available at the time of publication. Therefore, please be aware that some data is subject to change and fluctuation.